

Download and installation guide for hplcsimulatorapp software

The Java program is necessary for the operation of hplcsimulatorapp. Java runtime environment can be downloaded for free from the following website:

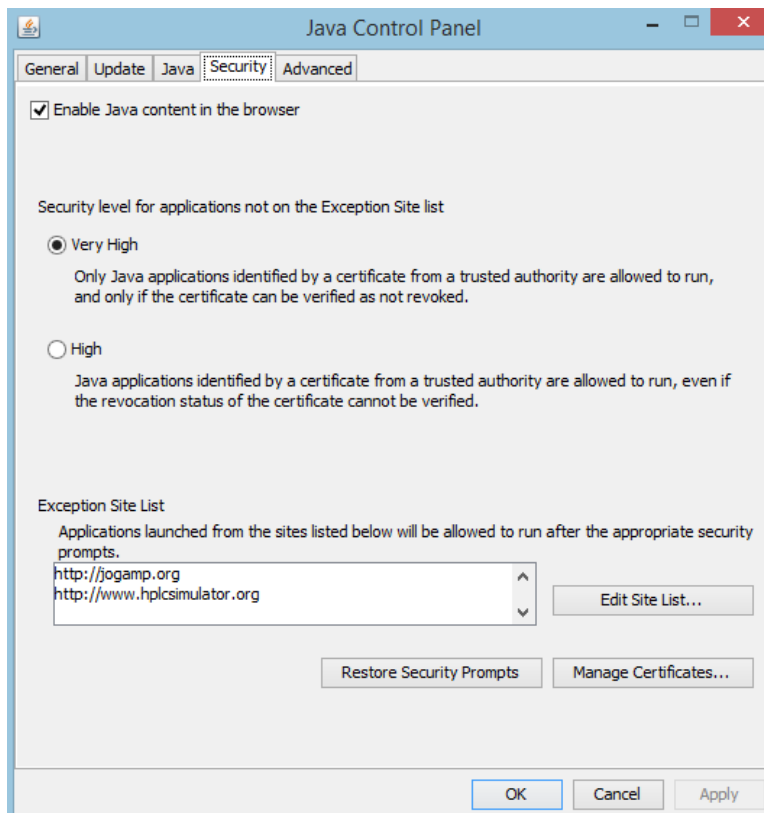
<https://www.java.com/en/>

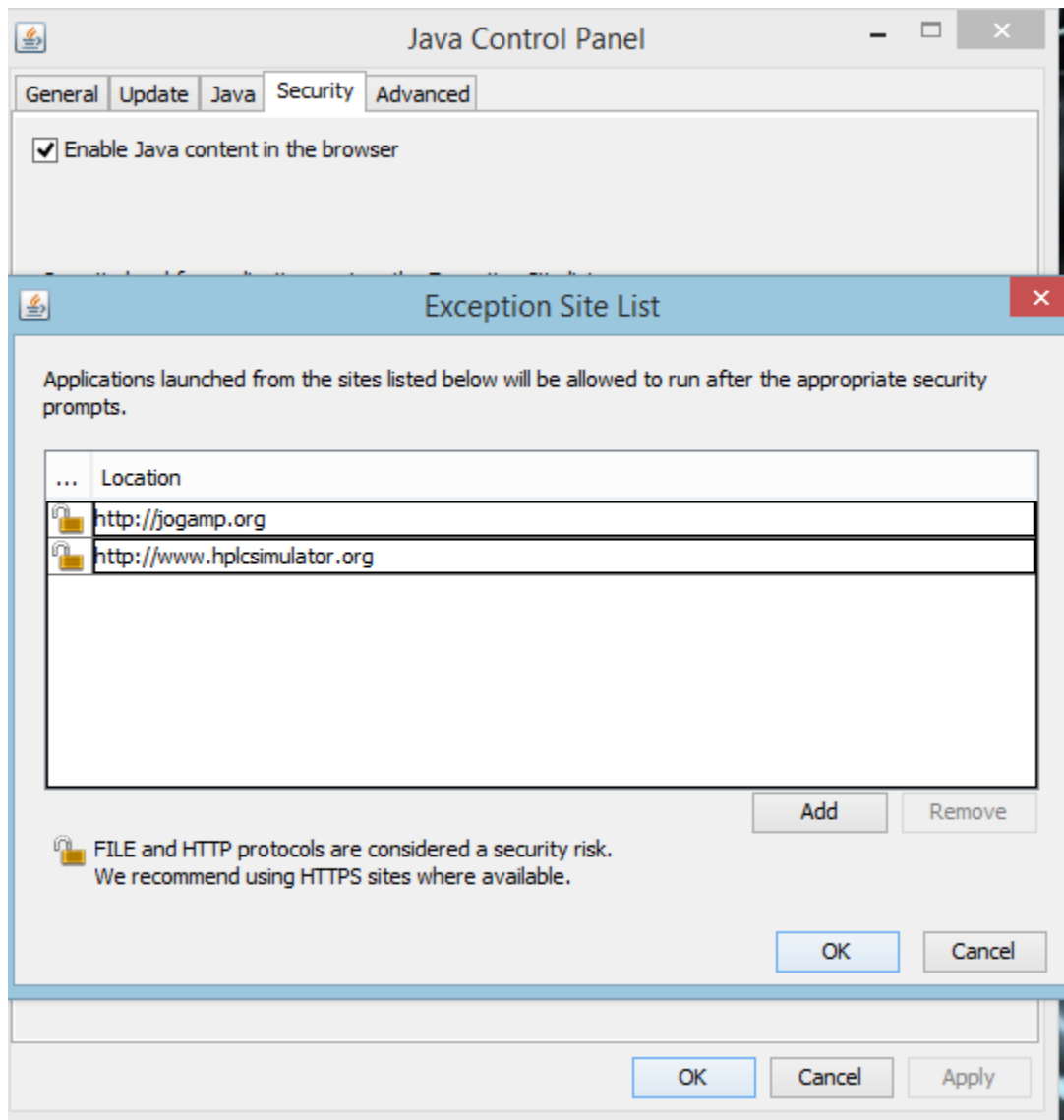
The hplcsimulatorapp can be downloaded for free too from the website of the program:

<http://www.hplcsimulator.org/simulator.php>

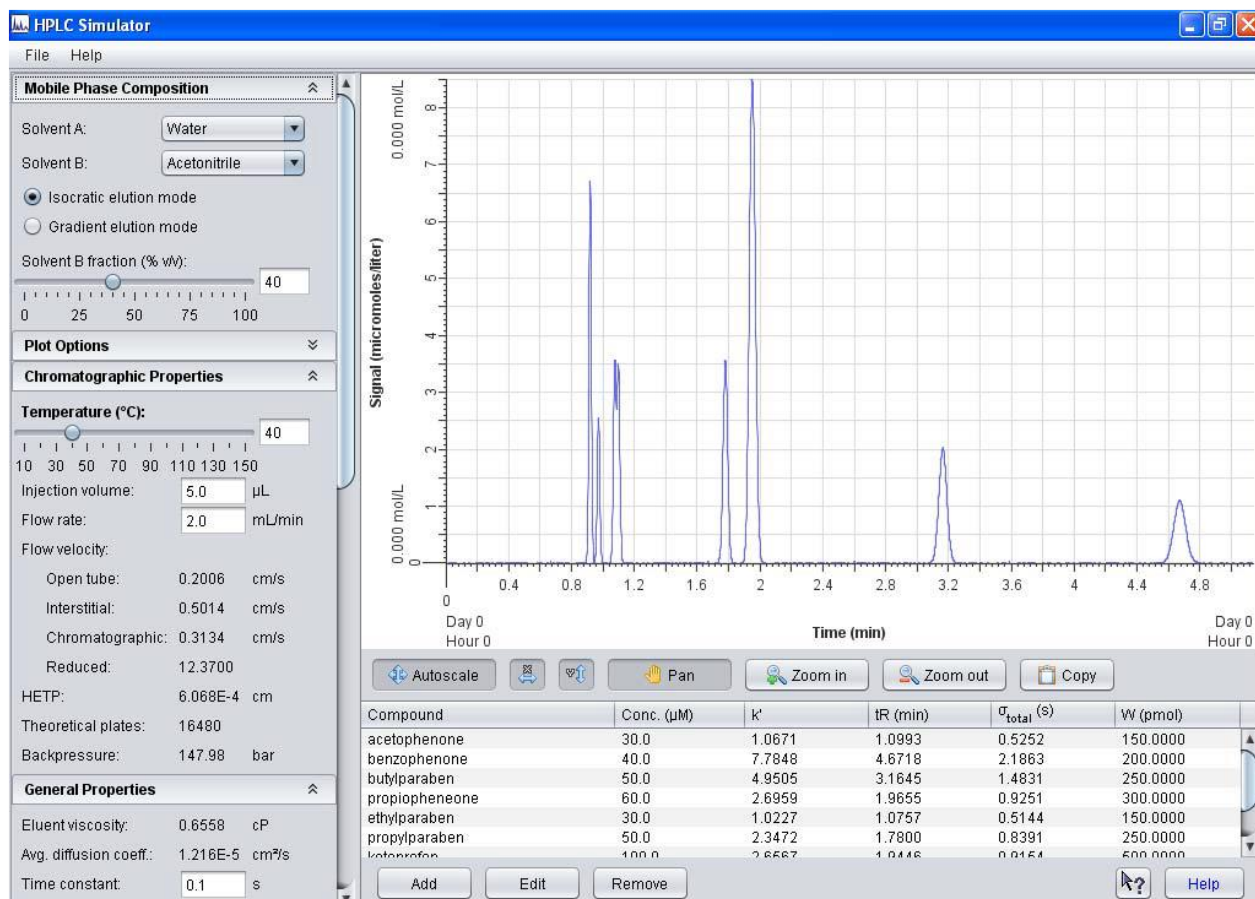
The software can only work in the *.jar* format. You have to use Internet Explorer/Microsoft Edge, if other browsers cannot download the software in this format. The software can be used offline, but at the first start up it requires an internet connection. It is possible that security warning appears when you are starting the software for the first time. It depends on the version of your operating system and Java. In this case you have to add two websites to the exception list. (<http://www.hplcsimulator.org>; <http://jogamp.org> ).

*Start menu* → *Java program* → „Configure Java” → „Security” → „Edit site list” (needed to be *http://*!)





Depending on which version of Java you have, the following launch of the program could run into a security warning, in this case you have to take check the square and click on the „*RUN*” button. This warning appears two times, firstly because of the *hplcsimulator.org* site, secondly because of the *jogamp.org* site. After that the program starts without problem.



If you have question about the installation or usage of the program, write an e-mail to [hamoricsaba@science.unideb.hu](mailto:hamoricsaba@science.unideb.hu).